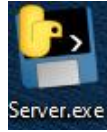


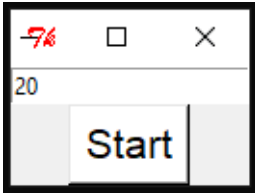
*Please follow the instructions step by step.*

### Step 1:

For Control room Computer:



1. Open Server.exe on the Control room computer (This station will work as server computer)
2. Do **NOT** click Start yet.



3. Open the Text Document named Timer\_IP.



4. Run Client.exe on the control room computer. Copy the ip address from the text document and paste it and click Connect.

### Step 2:

For Hallway Station:

1. Open the Text Document named Timer\_IP.

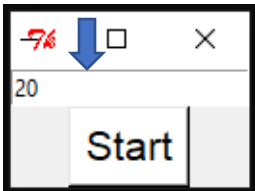


2. Run Client.exe on each computer. Copy the ip address from the text document and paste it and click Connect.
3. Do this for all hallway stations.

### Step 3:

Test Run:

1. Go back to Control room computer. Put a number and Click Start.



2. Check if all hallway computers have the timer running.

