


























Bed Status Colors

	Green	Available
	Brown	Dirty
	Lighter Brown	Dirty, Next
	Red Brown	Dirty, STAT Priority
	Yellow	Cleaning in Progress
	Purple	Cannot Clean
	Black	Closed
	Red*	Bed-Cleaning Request Opened & Completed while Patient Still In Bed
	Pink	Occupied by Female Patient
	Blue	Occupied by Male Patient
	Gray	Occupied by Unknown Gender

Patient Activity Status Icons

Tx Center	Hospital	Explanation
		Pending Admission
		Direct Admission
		Reserved to Bed
		Held to bed
		Transfer
N/A		Transport
N/A		Discharge
		On Floor
RAD	RAD	Abbreviation for Off Floor area (e.g., Radiology)

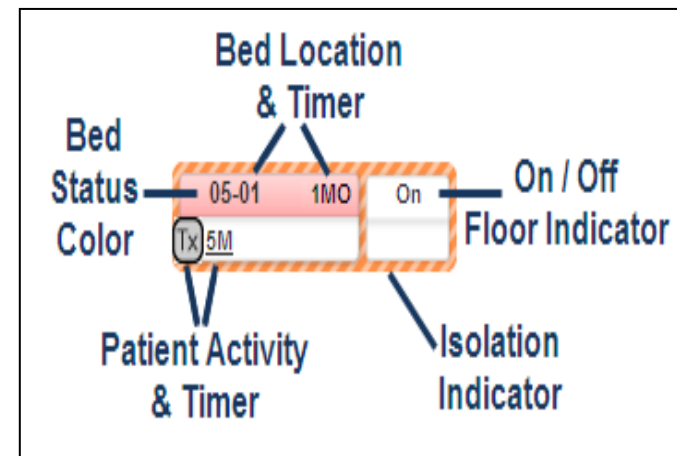
Pt Activity Timers

M	Minutes (up to 90)
H	Hours (up to 23)
D	Days (up to 30)
MO	Months (up to 11)
Y	Years


Bed Ahead



Red star indicates "Bed Ahead"



QRG: BMS Worklist

<p>Left Navigation Panel</p> <p>Bed Management </p> <ul style="list-style-type: none"> 1 Portal View 2 Unit View 3 Pre-Admissions Worklist 4 Bed Management Worklist 5 Bed Board 6 Floor Plan 7 Admissions Worklist 8 Closed Bed Worklist 	1.	Portal View	Displays patients in outpatient areas such as the ER, Cath Lab, etc. that could potentially be admitted. Admission Requests can be entered from this worklist.
	2.	Unit View	Displays patients by the unit. This is where the room reservation for a patient is acknowledged, and where the nurse arrives the patient. Bed may also be marked as 'Bed Ahead.'
	3.	Pre-Admission Worklist	Displays any pre-admitted patients that could potentially be admitted.
	4.	Bed Management Worklist	Displays a list of patients that need a bed assignment. Suggested beds appear for each patient and the user can reserve or hold the bed for a patient. Direct admits can also be entered from this worklist.
	5.	Bed Board	Displays all beds in the selected organization. You can filter the list by bed status, pending requests, care level, care service, organization, and gender.
	6.	Floor Plan	Displays floorplans at the section level. Indicator strips appear to show room capabilities, as well as a legend for room attributes.
	7.	Admissions Worklist	Allows ADT activity to be reconciled with jobs in APF and completion of discharge departures.
	8.	Closed Bed Worklist	Displays any closed beds and allows the user to reopen a bed.